

The following page(s) are extracted from multi-page Kuhnke product catalogues or CDROMs and any page number shown is relevant to the original document. The PDF sheets here may have been combined to provide technical information about the specific product(s) you have selected.

Hard copy product catalogues, and CDROMs have been published describing Kuhnke Pneumatics, Solenoids, Relays and Electronics; some divided into different books. A list of current publications is available on this web site or from our sales offices. Some may be available for download, but as substantially larger files.

Contact Details

Kuhnke sales and service in the UK

H. Kuhnke Ltd
Unit 21, Abbey Enterprise Center
Premier Way
Romsey
Hants
SO51 9AQ

T: 01794 514445

F: 01794 513514

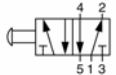
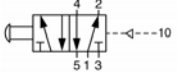
Email: sales@kuhnke.co.uk

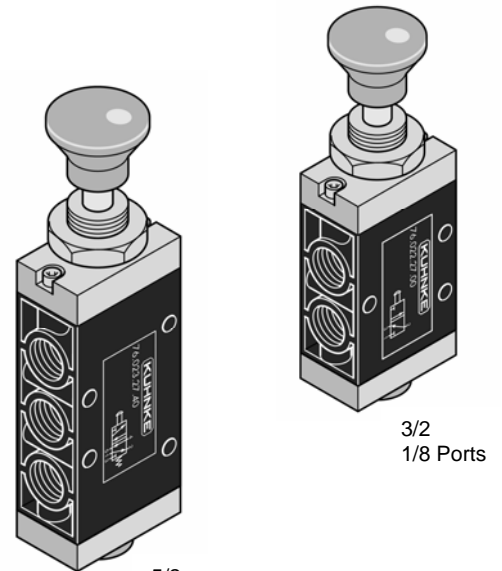
Important Note

The information shown in these documents is for guidance only. No liability is accepted for any errors or omissions. The designer or user is solely responsible for the safe and proper application of the parts, assemblies or equipment described.

Knob valves have a small travel of about 6 mm and can be easily operated with the palm of a hand. Knobs are constructed of sturdy black molded material. Available in spring return, pneumatic return and push-pull versions.

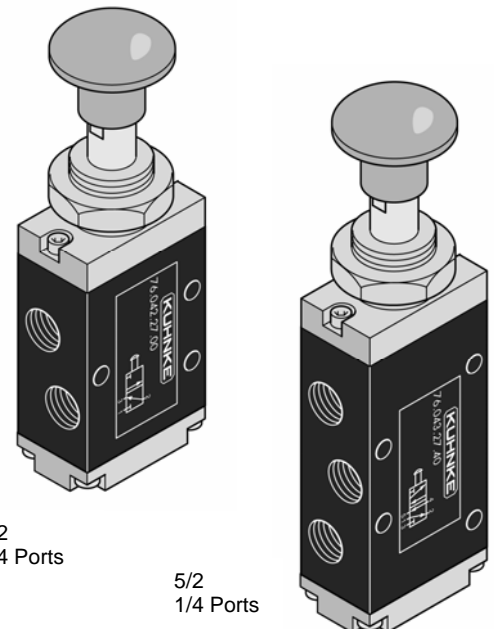
Knob Operator, 2 Position

Description	Orifice (Body No.)	Port Size	Catalogue Number	
			Metric Ports (Standard)	NPT Ports (USA Std.)
3/2 Push-Pull Knob (Maintained Position) 	6mm (1S)	1/8	76022-27-00	75022-27-00
	8mm (3S)	1/4	76042-27-00	75042-27-00
3/2 Knob Spring Return 	6mm (1S)	1/8	76022-27-21	75022-27-21
	8mm (3S)	1/4	76042-27-21	75042-27-21
3/2 Push-Pull Knob Pneumatic Reset* 	6mm (1S)	1/8	76022-27-22	75022-27-22
	--	--	--	--
5/2 Push-Pull Knob (Maintained Position) 	6mm (2S)	1/8	76023-27-40	75023-27-40
	8mm (4S)	1/4	76043-27-40	75043-27-40
5/2 Knob Spring Return 	6mm (2S)	1/8	76023-27-41	75023-27-41
	8mm (4S)	1/4	76043-27-41	75043-27-41
5/2 Push-Pull Knob Pneumatic Reset* 	6mm (2S)	1/8	76023-27-42	75023-27-42
	8mm (4S)	1/4	76043-27-42	75043-27-42



3/2
1/8 Ports

5/2
1/8 Ports



3/2
1/4 Ports

5/2
1/4 Ports

* Pneumatic Reset Valves operate manually or are returned by a pneumatic signal (2.5 bar minimum) applied to an auxiliary 1/8 port.

Operating pressure range is 0-10 bar. Actuation force @ 6 bar: 1/8 port approx. 35 N., 1/4 port 50 N.

For normally open function on 3/2 valves reverse connect ports 1-3. For 2/2 operation, plug port 3.

Panel mounting hole size for 1/8-ported valves is 16mm diameter, for 1/4-ported valves, 22mm. Above panel dimensions: 1/8-ported are 25mm Dia. x 38mm H; 1/4-ported- 25mm Dia. x 58mm H.

Typical behind panel dimensions of 5/2 1/8 ported valves are 58mm D x 35mm W x 19mm H; 1/4 ported valves- 100mm D x 50mm W x 25mm H. For 3/2 valves subtract 19mm from depth. For pneumatic return add 25mm to depth dimension. Allow space for fittings and tubing.

For valve specifications see appendix. For detail dimensions contact factory.