

---

The following page(s) are extracted from multi-page Kuhnke product catalogues or CDRoms and any page number shown is relevant to the original document. The PDF sheets here may have been combined to provide technical information about the specific product(s) you have selected.

Hard copy product catalogues, and CDRoms have been published describing Kuhnke Pneumatics, Solenoids, Relays and Electronics; some divided into different books. A list of current publications is available on this web site or from our sales offices. Some may be available for download, but as substantially larger files.

## Contact Details

Kuhnke sales and service in the UK

H. Kuhnke Ltd  
Unit 6 Focus 303  
Focus Way, Walworth Business Park  
Andover  
Hampshire  
SP10 5NY  
United Kingdom

Tel: +44 (0)1264 364194  
Fax: +44 (0)1264 365991  
Email: [sales@kuhnke.co.uk](mailto:sales@kuhnke.co.uk)

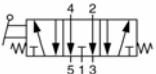
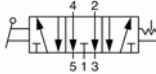
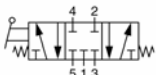
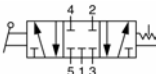
### Important Note

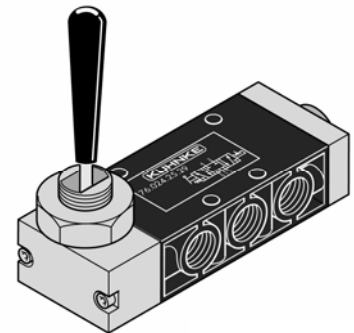
The information shown in these documents is for guidance only. No liability is accepted for any errors or omissions. The designer or user is solely responsible for the safe and proper application of the parts, assemblies or equipment described.

---

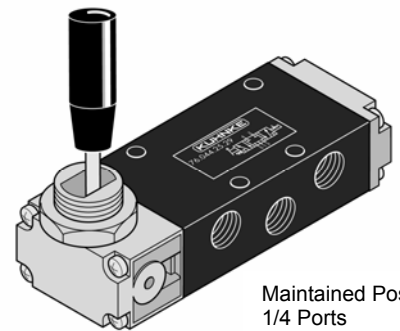
### Lever Operator, 5/3, 3 Position

Three position valves are used mostly to position cylinders manually. The operator controls the cylinder direction by moving the lever side to side. Valves with all ports open in the center position allow the cylinder piston rod to move freely, while valves with all ports closed in the center position will hold the cylinder in the desired position when the lever is returned to center. Valves can be panel or body mounted.

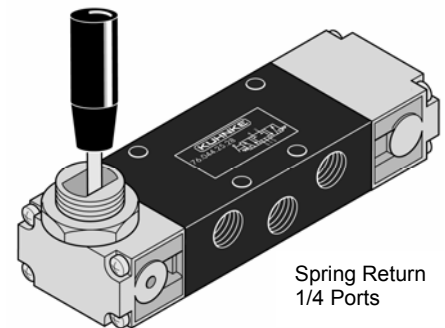
Description	Orifice (Body No.)	Port Size	Catalogue Number	
			Metric Ports Standard	NPT Ports (USA Std.)
<b>Spring Return to Center</b> All ports <i>open</i> in center position. 	6mm (2S)	1/8	<b>76024-25-28</b>	75024-25-28
	8mm (4S)	1/4	<b>76044-25-28</b>	75044-25-28
<b>Maintained Position</b> All ports <i>open</i> in center position. 	6mm (2S)	1/8	<b>76024-25-29</b>	75024-25-29
	8mm (4S)	1/4	<b>76044-25-29</b>	75044-25-29
<b>Spring Return to Center</b> All ports <i>closed</i> in center position. 	6mm (2S)	1/8	<b>76024-25-38</b>	75024-25-38
	8mm (4S)	1/4	<b>76044-25-38</b>	75044-25-38
<b>Maintained Position</b> All ports <i>closed</i> in center position. 	6mm (2S)	1/8	<b>76024-25-39</b>	75024-25-39
	8mm (4S)	1/4	<b>76044-25-39</b>	75044-25-39



Spring Return and Maintained Position  
1/8 Ports



Maintained Pos.  
1/4 Ports



Spring Return  
1/4 Ports

Operating pressure range is 0-10 bar. Actuation force @ 6 bar, is approx. 15 N..

Panel mounting hole size for 1/8-ported valves is 16mm diameter, for 1/4-ported valves, 22mm. Through body mounting holes are 4.5mm dia. Typical dimensions of spring return 1/8 ported valves are 100mm L x 35mm W x 20mm D. For 1/4 ported valves: 136mm L x 50mm W x 25mm D. Above panel dimensions including handle for 1/8-ported valves –64mm, 1/4-ported valves –86mm. Allow space for fittings and tubing.

**For valve specifications see appendix. For detail dimensions contact factory.**