
The following page(s) are extracted from multi-page Kuhnke product catalogues or CDRoms and any page number shown is relevant to the original document. The PDF sheets here may have been combined to provide technical information about the specific product(s) you have selected.

Hard copy product catalogues, and CDRoms have been published describing Kuhnke Pneumatics, Solenoids, Relays and Electronics; some divided into different books. A list of current publications is available on this web site or from our sales offices. Some may be available for download, but as substantially larger files.

Contact Details

Kuhnke sales and service in the UK

H. Kuhnke Ltd
Unit 6 Focus 303
Focus Way, Walworth Business Park
Andover
Hampshire
SP10 5NY
United Kingdom

Tel: +44 (0)1264 364194
Fax: +44 (0)1264 365991
Email: sales@kuhnke.co.uk

Important Note

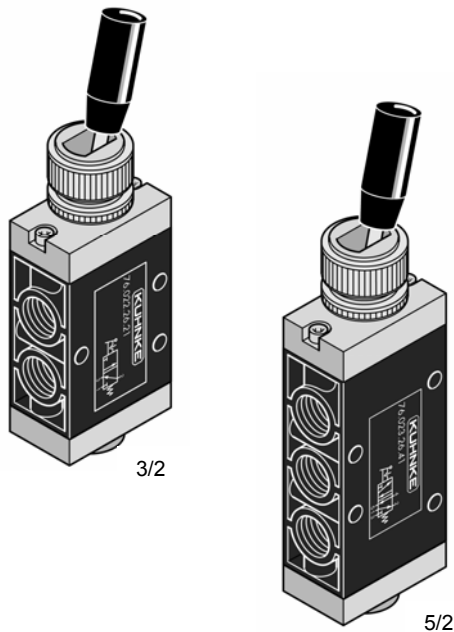
The information shown in these documents is for guidance only. No liability is accepted for any errors or omissions. The designer or user is solely responsible for the safe and proper application of the parts, assemblies or equipment described.

Manually Operated Valves

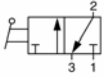
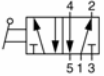
General Purpose

Kuhnke Power Valves

Toggle Lever, Panel Mounted, 2 Position



Toggle Lever valves can be used to manually switch air supplies on equipment. Valves are designed for panel mounting. Handles have a contemporary black molded grip and require 15 N of force to operate.

Description	Orifice (Body No.)	Port Size	Catalogue Number	
			Metric Ports Standard	NPT Ports (USA Std.)
3/2 Maintained Position 	6mm (1S)	1/8	76022-26-21	75022-26-21
5/2 Maintained Position 	6mm (2S)	1/8	76023-26-41	75023-26-41

Operating pressure range is 0 to 10 bar. Actuation force @ 6 bar, is approx. 15 N.

For normally open function on 3/2 valve reverse connect ports 1-3. For 2/2 operation, plug port 3.

Panel mounting hole is 16mm diameter, maximum panel thickness 6mm. Above panel dimensions are 20 mm Dia. x 50mm H.

Behind panel dimensions of 3/2 valve are 75mm D x 35mm H x 20mm W; 5/2 valve- 118mm D x 35mm H x 20mm W.

Valve through body mounting holes are 4.5mm diameter. Allow space for fittings and tubing.

For valve specifications see appendix. For detail dimensions contact factory.