

---

The following page(s) are extracted from multi-page Kuhnke product catalogues or CDRoms and any page number shown is relevant to the original document. The PDF sheets here may have been combined to provide technical information about the specific product(s) you have selected.

Hard copy product catalogues, and CDRoms have been published describing Kuhnke Pneumatics, Solenoids, Relays and Electronics; some divided into different books. A list of current publications is available on this web site or from our sales offices. Some may be available for download, but as substantially larger files.

## Contact Details

Kuhnke sales and service in the UK

H. Kuhnke Ltd  
Unit 6 Focus 303  
Focus Way, Walworth Business Park  
Andover  
Hampshire  
SP10 5NY  
United Kingdom

Tel: +44 (0)1264 364194  
Fax: +44 (0)1264 365991  
Email: [sales@kuhnke.co.uk](mailto:sales@kuhnke.co.uk)

### Important Note

The information shown in these documents is for guidance only. No liability is accepted for any errors or omissions. The designer or user is solely responsible for the safe and proper application of the parts, assemblies or equipment described.

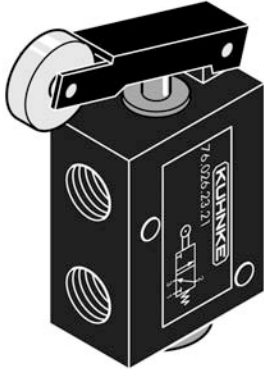
---

# Mechanically Operated Valves

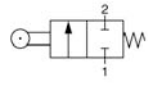
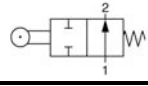
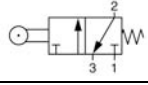
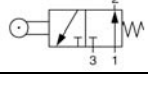
## Roller Lever Operators

Kuhnke Power Valves

### Roller Lever Operated, Body Mount, Compact Design



Used as a pneumatic limit switch or position detector. Roller arm travel is 14mm. Actuation force is 20 N.

Description	Orifice (Body No.)	Port Size	Catalogue Number		
			Metric Ports Standard	NPT Ports (USA Std.)	
<b>2/2</b> Normally Closed Spring Return		<b>4mm</b> (1bP)	<b>1/8</b>	<b>76025-23-21</b>	75025-23-21
<b>2/2</b> Normally Open Spring Return		<b>4mm</b> (1aP)	<b>1/8</b>	<b>76025-23-31**</b>	75025-23-31**
<b>3/2</b> Normally Closed Spring Return		<b>4mm</b> (1bP)	<b>1/8</b>	<b>76026-23-21</b>	75026-23-21
<b>3/2</b> Normally Open Spring Return		<b>4mm</b> (1aP)	<b>1/8</b>	<b>76026-23-31**</b>	75026-23-31**

\*\* These valves were discontinued in June 2006. Please contact us for advice on alternative products.

Operating pressure range 0-10 bar. Actuation force @ 6 bar, is approx.20 N.

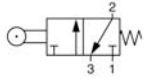
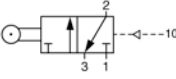
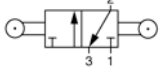
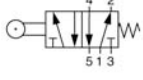
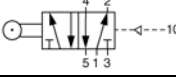

Valve body dimensions are 50mm L x 32mm H x 16mm W. Roller arm extends 26mm beyond body and travel is 9mm +/- 1mm.

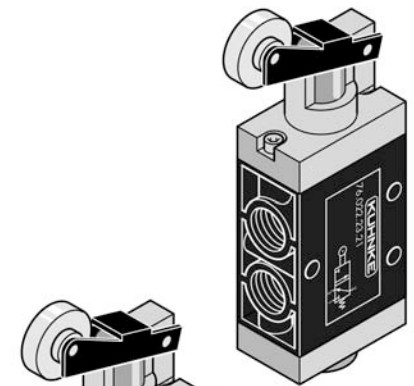
Through body mounting holes 4.5mm diameter.

**For valve specifications see appendix. For detail dimensions contact factory.**

### Roller Lever Operated, Body Mount

Used as a pneumatic limit switch or position detector. Roller arm travel is 10mm. Actuating force is 20 N. Options include valves with pneumatic reset used in conjunction with other controlling devices to reset valve. A double roller lever valve can be used on machine carriages to reverse direction of travel.

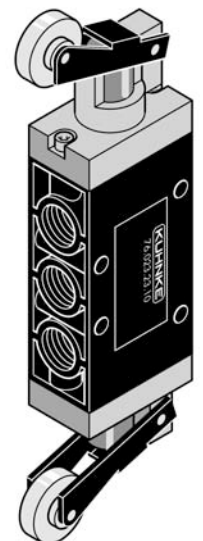
Description	Orifice (Body No.)	Port Size	Catalogue Number	
			Metric Ports Standard	NPT Ports (USA Std.)
<b>3/2</b> Norm. Closed Spring Return 	6mm (1S)	1/8	76022-23-21	75022-23-21
<b>3/2</b> Norm. Closed Pneumatic Reset * 	6mm (1S)	1/8	76022-23-22	75022-23-22
<b>3/2</b> Roller Lever Both Ends (Maintained) 	6mm (1S)	1/8	76022-23-10	75022-23-10
<b>5/2</b> Spring Return 	6mm (2S)	1/8	76023-23-41	75023-23-41
<b>5/2</b> Pneumatic Reset * 	6mm (2S)	1/8	76023-23-42	75023-23-42
<b>5/2</b> Roller Lever Both Ends (Maintained) 	6mm (2S)	1/8	76023-23-10	75023-23-10



3/2



5/2



5 /2  
Roller Lever  
Both Ends

\* Pneumatic Reset Valves are returned to the off position only by applying a pneumatic signal (2.5 bar min.) to an auxiliary 1/8 port. Operating pressure range is 0-10 bar. Actuation force @ 6 bar, is approx. 20 N.

For normally open function on 3 way valve, reverse connect ports 1-3. For 2 way operation, plug port 3.

Typical valve body dimensions are 70mm L (3 way), 80mm L (5 way) x 35mm H x 20mm W. Add 25mm to L dim. for pneumatic reset types. Through body mounting holes are 4.5mm diameter.

Roller Lever extends 30mm beyond body and travel is 10mm +/- 1mm.

**For valve specifications see appendix. For detail dimensions contact factory.**

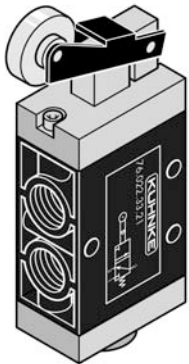
# Mechanically Operated Valves

## Roller Lever Operators

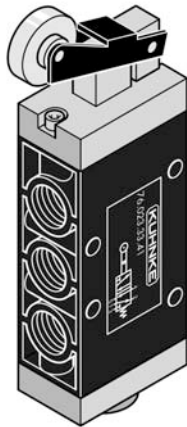
Kuhnke Power Valves

### Roller Lever Operated, Air Pilot Assist, Body Mount

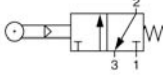
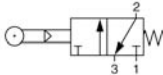
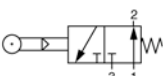
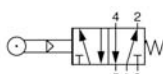
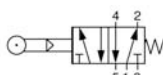
Used as a pneumatic limit switch or position detector. Actuation force is 4 N and roller lever travel is approx. 4mm.



3/2  
1/8 Ports



5/2  
1/8 Ports

Description	Orifice (Body No.)	Port Size	Catalogue Number		
			Metric Ports Standard	NPT Ports (USA Std.)	
<b>3/2</b> Norm. Closed Spring Return		<b>6mm</b> (1S)	<b>1/8</b>	<b>76022-33-21</b>	75022-33-21
<b>3/2</b> Norm. Closed Spring Return		<b>8mm</b> (6P)	<b>1/4</b>	<b>76046-70-21</b>	75046-70-21
<b>3/2</b> Norm. Open Spring Return		<b>8mm</b> (6P)	<b>1/4</b>	<b>76046-70-31</b>	75046-70-31
<b>5/2</b> Spring Return		<b>6mm</b> (2S)	<b>1/8</b>	<b>76023-33-41</b>	75023-33-41
<b>5/2</b> Spring Return		<b>8mm</b> (7P)	<b>1/4</b>	<b>76047-70-41</b>	75047-70-41

Operating pressure range is 2.5 - 10 bar. Minimum pressure 2.5 bar. Actuation force @ 6 bar, is approx. 4N. Approximate valve body dimensions for 1/8 ported valves are 70mm L (3 way), 87mm L (5 way) x 35mm H x 20mm W. Approximate valve body dimensions for 1/4 ported valves are 120mm L x 50mm H x 25mm W. Roller lever extends 30mm and travel is 4mm +/- 1mm. Through body mounting holes 4.5mm.

**For valve specifications see appendix. For detail dimensions contact factory.**